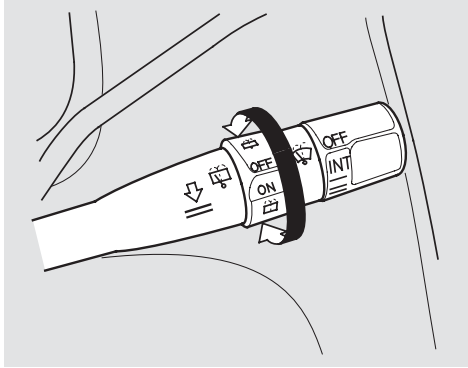


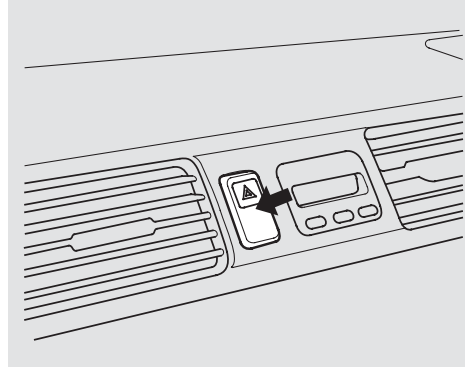
### Rear Window Wiper and Washer



The rear window wiper switch is located next to the windshield wiper switch.

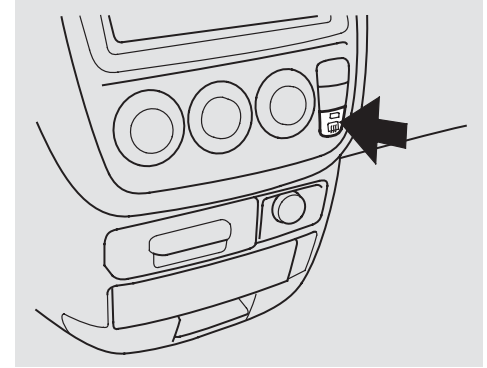
To activate the rear windshield wiper, turn the switch “ON”. The wiper operates intermittently. If you wish to use the wiper and washer, turn and hold the switch one position up from “ON”. To use the washer only, turn and hold the switch one position down from “OFF”.

### Hazard Warning



Push the red button between the center air vents to turn on the hazard warning lights (four-way flashers). This causes all four outside turn signals and both indicators in the instrument panel to flash. Use the hazard warning lights if you need to park in a dangerous area near heavy traffic, or if your vehicle is disabled.

### Rear Window Defogger



The rear window defogger will clear fog, frost, and thin ice from the window. Push the defogger button to turn it on and off. The light in the button lights to show the defogger is on. If you do not turn it off, the defogger will shut itself off after about 25 minutes. It also shuts off when you turn off the ignition. You have to turn it on again when you restart the vehicle.

*CONTINUED*